








## SUMMARY

Counter	News	Trend	Support	Resistance
 <b>EURUSD</b> <a href="#">Klik Di Sini</a>	<b>EURUSD</b> – Dengan area <i>support</i> di 1.1771. <i>Resistance</i> penting di sekitar 1.2254 Perhatikan data Jerman pada siang hari dan zona Euro sore hari, serta AS malam harinya.	↓	1.1771	1.2254
 <b>USDJPY</b> <a href="#">Klik Di Sini</a>	<b>USDJPY</b> – Rebound berlanjut, hadapi area <i>resistance</i> di 111.04. Pola consecutive higher lows dukung sinyal bullish. Waspadai terjadi reversal jika gagal bertahan di atas area 110 <b>EURJPY</b> – Rebound berlanjut, hadapi area <i>resistance</i> di 132.25. Namun waspadai RSI dekat zona overbought. Area short-term <i>support</i> di 129.34	↓	108.15	111.04
 <b>USDCHF</b> <a href="#">Klik Di Sini</a>	<b>USDCHF</b> – Rebound berlanjut, breakout level krusial di 0.9580. Rebound hadapi area <i>resistance</i> di 0.9696. Strong <i>resistance</i> di 0.9772 <b>USCAD</b> – Rebound berkembang dengan pola Engulfing dukung sinyal bullish. Rebound hadapi area <i>resistance</i> di sekitar 1.2412. Sedangkan area <i>support</i> di 1.2057	→	0.9419	0.9696
 <b>GBPUSD</b> <a href="#">Klik Di Sini</a>	<b>GBPUSD</b> – Rebound berkembang, hadapi area <i>resistance</i> di 1.3346. Namun waspadai RSI sudah overbought. Short-term <i>support</i> berada di 1.3158	↑	1.3158	1.3445
 <b>AUDUSD</b> <a href="#">Klik Di Sini</a>	<b>AUDUSD</b> – Bergerak dalam <i>trend channel</i> , <i>break</i> puncak <i>trend channel</i> harian. <i>Resistance</i> utama di level 0.8295 <b>NZDUSD</b> – Pola <i>trend channel</i> harian <i>break</i> area <i>bearish</i> . Koreksi hadapi area <i>support</i> di 0.7100 – 0.7050. RSI harian naik.	↓	0.7804	0.8295
 <b>XAUUSD</b> <a href="#">Klik Di Sini</a>	<b>XAUUSD</b> – <i>Rebound</i> hadapi <i>resistance</i> di sekitar 1374. Sedangkan area <i>support</i> penting di sekitar 1300 <b>XAGUSD</b> – Dengan <i>strong resistance</i> di 18.64. Sedangkan area <i>support</i> penting di sekitar 17.00.	↓	1300	1374
 <b>CLc1 (WTI)</b> <a href="#">Klik Di Sini</a>	<b>Oil</b> – RSI harian <i>flat</i> . Target <i>downtick</i> di 45.25. <i>Resistance</i> penting di 50.70. Dengan OPEC memperkirakan permintaan yang lebih tinggi pada tahun 2018 dan Rusia dan Venezuela mengkonfirmasi komitmen mereka terhadap kesepakatan pemotongan produksi untuk mengurangi kelebihan minyak mentah global, masih pengaruh pergerakan harga <i>crude</i> kedepannya.	↑	44.01	50.70

## ECONOMIC INDICATORS (Rabu 13 September 2017)

### ASIAN/EU/US MARKETS

WIB	RELEASE	PER	ACT	EST	LAST	REV	WIB	RELEASE	PER	ACT	EST	LAST	REV
06:50	JP-BSI Large All Industry QoQ	3Q		--	-2		15:30	GB-ILO Unemployment Rate 3Mths	Jul		4.4%	4.4%	
06:50	JP-PPI MoM	Aug		0.1%	0.3%		15:30	GB-Employment Change 3M/3M	Jul		--	125k	
07:30	AU-Westpac Consumer Conf Index	Sep		--	95.5		16:00	EZ-Industrial Production SA MoM	Jul		0.2%	-0.6%	
13:00	DE-CPI MoM	Aug F		0.1%	0.1%		16:00	EZ-Employment QoQ	2Q		0.3%	0.4%	
13:00	DE-CPI EU Harmonized MoM	Aug F		0.2%	0.2%		19:30	US-PPI Final Demand MoM	Aug		0.3%	-0.1%	
15:30	GB-Claimant Count Rate	Aug		--	2.3%		19:30	US-PPI Final Demand YoY	Aug		2.5%	1.9%	
15:30	GB-Jobless Claims Change	Aug		--	-4.2k		21:30	US-DOE U.S. Crude Oil Inventories	Sep-08		4160.14k	4580k	
15:30	GB-Average Weekly Earnings 3M/YoY	Jul		2.3%	2.1%		21:30	US-DOE U.S. Gasoline Inventories	Sep-08		3088.14k	-3199k	