








SUMMARY

Counter	News	Trend	Support	Resistance
 EURUSD Klik Di Sini	EURUSD – Dengan area <i>support</i> di 1.1729. <i>Resistance</i> penting di sekitar 1.2108. RSI harian turun. Perhatikan data AS pada malam harinya.	↓	1.1771	1.2254
 USDJPY Klik Di Sini	USDJPY – Rebound berlanjut, hadapi area <i>resistance</i> di 111.04. Pola consecutive higher lows dukung sinyal bullish. Waspadai terjadi reversal jika gagal bertahan di atas area 110 EURJPY – Reversal berkembang setelah area <i>resistance</i> di 132.25 tetap utuh. Koreksi hadapi area <i>support</i> di 131 – 130. Area strong <i>support</i> di 129.34	↓	108.15	111.04
 USDCHF Klik Di Sini	USDCHF – Reli berlanjut, hadapi area <i>resistance</i> di 0.9696. Strong <i>resistance</i> di 0.9772. Pola consecutive higher lows dukung sinyal bullish USCAD – Bergerak datar dengan pola Engulfing sedang diuji. Rebound berpotensi berkembang selama mampu bertahan di atas area 1.2100. Area <i>resistance</i> di sekitar 1.2412. Sedangkan area <i>support</i> di 1.2057	→	0.9419	0.9772
 GBPUSD Klik Di Sini	GBPUSD – Reversal terjadi setelah area <i>resistance</i> di 1.3346 tetap utuh. Koreksi hadapi area <i>support</i> di 1.3158. Target koreksi jangka pendek di 1.3115	↑	1.3158	1.3445
 AUDUSD Klik Di Sini	AUDUSD – Rangkaian turun level <i>high</i> harian. <i>Resistance</i> utama di level 0.8295, <i>support</i> 0.7804. NZDUSD – Pola <i>trend channel</i> harian <i>break</i> area <i>bearish</i> . Koreksi hadapi area <i>support</i> di 0.7100 – 0.7050. RSI harian naik.	↓	0.7804	0.8295
 XAUUSD Klik Di Sini	XAUUSD – <i>Rebound</i> hadapi <i>resistance</i> di sekitar 1374. Sedangkan area <i>support</i> penting di sekitar 1291 XAGUSD – Dengan <i>strong resistance</i> di 18.64. Sedangkan area <i>support</i> penting di sekitar 17.00.	↓	1291	1374
 CLc1 (WTI) Klik Di Sini	Oil – RSI harian naik. Target <i>downtick</i> di 45.25. <i>Resistance</i> penting di 50.70. Dengan Badan Energi Internasional/ <i>International Energy Agency</i> (IEA) AS mengatakan bahwa surplus minyak mentah global mulai menyusut, meskipun data A.S. menunjukkan peningkatan besar lainnya dalam persediaan domestik karena Badai Harvey, pengaruhi pergerakan harga <i>crude</i> kedepannya.	↑	44.01	50.70

ECONOMIC INDICATORS (Kamis 14 September 2017)

ASIAN/EU/US MARKETS

WIB	RELEASE	PER	ACT	EST	LAST	REV	WIB	RELEASE	PER	ACT	EST	LAST	REV
08:00	AU-Consumer Inflation Expectation	Sep		--	4.2%		16:30	HK-Industrial Production YoY	2Q		--	0.2%	
08:00	NZ-ANZ Consumer Confidence Index	Sep		--	126.2		18:00	GB-Bank of England Bank Rate	Sep-14		0.25%	0.25%	
08:30	AU-Employment Change	Aug		20.0k	27.9k		18:00	GB-BOE Asset Purchase Target	Sep		435b	435b	
08:30	AU-Unemployment Rate	Aug		5.6%	5.6%		18:00	GB-Bank of England Bank Rate	Sep-14		0.25%	0.25%	
09:00	CN-Retail Sales YoY	Aug		10.5%	10.4%		19:30	US-Initial Jobless Claims	Sep-09		300k	298k	
09:00	CN-Industrial Production YoY	Aug		6.6%	6.4%		19:30	US-CPI MoM	Aug		0.3%	0.1%	
09:00	JP-Industrial Production MoM	Jul F		--	-0.8%		19:30	US-CPI YoY	Aug		1.8%	1.7%	
11:30	JP-Capacity Utilization MoM	Jul		--	2.1%		19:30	US-Real Avg Weekly Earnings YoY	Aug		--	1.1%	
14:30	CH-SNB Sight Deposit Interest Rate	Sep-14		-0.75%	-0.75%		22:30	EZ-Bundesbank's Weidmann speaks in Frankfurt					