

## MARKET UPDATE & OUTLOOK

- Asia:** Saham Asia dan saham berjangka A.S. tergelincir pada hari Rabu dan investor memburu aset aman resiko seperti Treasury A.S., emas dan yen karena ketegangan di semenanjung Korea meningkat, dengan Pyongyang mengatakan bahwa pihaknya mempertimbangkan untuk menyerang Guam. Seorang juru bicara Tentara Rakyat Korea mengatakan dalam sebuah pernyataan bahwa pihaknya "dengan hati-hati memeriksa" rencana serangan rudal ke wilayah Pasifik A.S., yang memiliki pangkalan militer Amerika yang besar. Komentar tersebut muncul beberapa jam setelah Presiden A.S. Donald Trump mengatakan kepada Korea Utara bahwa ancaman terhadap Amerika Serikat akan dibalas dengan "api dan kemarahan", menggetarkan perdagangan di pasar saham dunia. Indeks MSCI untuk saham Asia Pasifik di luar Jepang turun 0,5 persen, sementara Nikkei Jepang kehilangan 1,3 persen karena penguatan yen menurunkan minat investor. Sedangkan saham Korea Selatan, yang telah menjadi salah satu pemain terkuat di dunia sepanjang tahun ini, turun 1,1 persen, sementara won juga melemah, dimana keduanya mencapai posisi terendah lebih dari satu bulan.
- Eropa:** Saham Eropa jatuh kembali pada hari Rabu karena ketegangan geopolitik mengirim semua indeks saham utama ke wilayah negatif, disertai oleh sedikit peningkatan volatilitas dalam periode perdagangan musim panas yang biasanya sepi. Aset berisiko terkena dampak global setelah Korea Utara mengatakan sedang mempertimbangkan rencana untuk menyerang Guam, yang memiliki basis militer besar A.S. Pada hari yang juga menandai 10 tahun sejak dimulainya krisis keuangan global, indeks STOXX 600 Eropa ditutup melemah 0,7 persen, sementara saham zona euro dan blue-chips turun lebih dari 1 persen. CAC 40 Prancis turun 1,4 persen setelah sebuah mobil menabrak sekelompok tentara di pinggiran kota Paris dalam apa yang dikatakan sebagai tindakan yang disengaja, sementara DAX Jerman juga turun 1,1 persen saat imbal hasil obligasi turun.
- AS & Global Markets:** Memanasnya konflik antara AS-Korut telah mendorong investor menjauhi saham dan juga aset berisiko lainnya pada hari Rabu dan memburu aset aman resiko seperti emas dan Treasury. Namun meskipun indeks global mencatat prosentase penurunan terbesarnya dalam lebih dari sebulan, ekuitas AS hanya ditutup melemah tipis seiring sehatnya laporan keuangan perusahaan dan rilis data ekonomi yang kuat belakangan ini. Franc Swiss menguat terhadap USD dan juga euro, yen juga naik terhadap USD, sedangkan emas melejit ke level tertinggi hampir 2 bulan, demikian juga harga minyak turut naik seiring melemahnya USD.

## ASIA AND GLOBAL MARKET SPOT PRICE 2016

HIGH / LOW	.N225	.KS200	.HSI	.DJI	/.SPX	/.SSEC
<b>RECORD HIGH</b>	38915.87 (29/Dec/89)	309.32 (29/May/2017)	31958.41 (30/Oct/07)	21169.11 (01/Mar/2017)	2400.98 (01/Mar/2017)	6124.04400 (16/Oct./07)
<b>2016 HIGH</b>	19592.90 (21/Dec/16)	264.42 (21/Dec/16)	24364.00 (09/Sep/16)	19987.63 (20/Dec/16)	2277.53 (13/Dec/16)	3538.68940 (04/Jan/16)
<b>2017 HIGH</b>	20318.11 (20/June/2017)	322.16 (25/Jul/2017)	<b>27876.12</b> <b>(09/Aug/2017)</b>	22179.11 (08/Aug/2017)	2490.87 (08/Aug/2017)	3305.43130 (02/Aug/2017)
<b>2017 LOW</b>	18224.68 (17/Apr/2017)	258.64 (02/Jan/2017)	21883.82 (03/Jan/2017)	19677.94 (19/Jan/2017)	2245.13 (03/Jan/2017)	3016.53050 (11/May/2017)
<b>2016 LOW</b>	14864.01 (24/Jun/16)	222.92 (20/Jan/16)	18278.80 (12/Feb/16)	15450.56 (20/Jan/16)	1810.10 (11/Feb/16)	2638.30160 (27/Jan/16)
<b>RECORD LOW</b>	85.25 (06/Jul/50)	31.96 (16/Jun/98)	58.61 (31/Aug/67)	388.20 (17/Jan/55)	132.93 (23/Nov./82)	325.92200 (29/Jul/94)

### Closing Prices – 09 Agustus 2017

	CLOSE	CHANGE		CLOSE	CHANGE
.DJI	22048.70	↓ 36.64/ 0.17%	.N225	19738.71	↓ 257.30/1.29%
/.SPX	2474.02	↓ 0.90/ 0.04%	.KS200	309.52	↓ 3.88/1.24%
/.IXIC	6352.332	↓ 18.128/ 0.28%	.HSI	27757.09	↓ 97.82/0.35%
JPY=	110.04	↓ 0.26/ 0.24%	/.SSEC	3275.57300	↓ 6.29980/0.19%
KRW=	1138.40	↑ 10.22/ 0.91%	/Clc1 (Oil)	49.70	↑ 0.53/1.08%

**WEEKLY ECONOMIC INDICATORS**

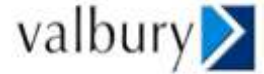
DATE	WIB	CTY	INDICATORS	PER	ACTUAL	FORECAST	PREV.	REV.	
Mon/07-Aug-17	06:30	AU	AiG Perf of Construction Index	Jul	60.5	--	56		
	06:50	JP	Official Reserve Assets	Jul	\$1260.0b	--	\$1249.8b		
	N/A	CN	Foreign Reserves	Jul	\$3080.7b	\$3074.9b	\$3056.8b		
	N/A	CN	BoP Current Account Balance	2Q P	\$52.9b	--	\$18.4b		
	N/A	HK	Foreign Reserves	Jul	\$413.3b	--	\$408.0b		
	10:00	NZ	2Yr Inflation Expectation	3Q	2.09%	--	2.17%		
	12:00	JP	Leading Index CI	Jun P	106.3	106.2	104.6		
	12:00	JP	Coincident Index	Jun P	117.2	117.2	115.8		
	13:00	DE	Industrial Production SA MoM	Jun	-1.1%	0.2%	1.2%		
	13:00	DE	Industrial Production WDA YoY	Jun	2.4%	3.7%	5.0%	4.8%	
	13:30	AU	Foreign Reserves	Jul	-	--	A\$84.1b		
	14:00	CH	Foreign Currency Reserves	Jul	714.3b	--	693.5b	693.7b	
	14:15	CH	CPI MoM	Jul	-0.3%	-0.3%	-0.1%		
	14:15	CH	CPI YoY	Jul	0.3%	0.3%	0.2%		
	14:15	CH	CPI EU Harmonized MoM	Jul	0.1%	--	0.0%		
	14:15	CH	CPI EU Harmonized YoY	Jul	0.6%	--	0.4%		
	14:30	GB	Halifax House Price 3Mths/Year	Jul	2.1%	2.0%	2.6%		
	14:30	GB	Halifax House Prices MoM	Jul	0.4%	0.2%	-1.0%	-0.9%	
	15:30	EZ	Sentix Investor Confidence	Aug	27.7	27.8	28.3		
	22:45	US	Fed's Bullard Speaks on U.S. Economy in Nashville, TN						
	<b>All Day</b>	<b>CA</b>	<b>Bank Holiday/Civic Holiday</b>						
	Tue/08-Aug-17	00:25	US	Fed's Kashkari Speaks in Bloomington, MN					
		02:00	US	Consumer Credit	Jun	\$12.40b	\$15.30b	\$18.410b	\$18.28b
06:50		JP	BoP Current Account Balance	Jun	¥934.6b	¥860.5b	¥1653.9b		
06:50		JP	BoP Current Account Adjusted	Jun	¥1522.5b	¥1502.9b	¥1400.9b		
06:50		JP	Trade Balance BoP Basis	Jun	¥518.5b	¥571.5b	-¥115.1b		
08:30		AU	NAB Business Conditions	Jul	15	--	15	14	
08:30		AU	NAB Business Confidence	Jul	12	--	9	8	
N/A		CN	Imports YoY	Jul	11.0%	18.2%	17.2%		
N/A		CN	Trade Balance	Jul	\$46.74b	\$45.00b	\$42.80b	\$42.75b	
N/A		CN	Exports YoY CNY	Jul	11.2%	14.8%	17.3%		
N/A		CN	Imports YoY CNY	Jul	14.7%	22.6%	23.1%		
N/A		CN	Trade Balance CNY	Jul	321.20b	293.55b	294.30b		
N/A		CN	Exports YoY	Jul	7.2%	11.0%	11.3%		
08-Aug - 18-Aug		N/A	CN	Foreign Direct Investment YoY CNY	Jul	-	--	2.3%	
11:30		JP	Bankruptcies YoY	Jul	0.28%	--	-7.47%		
12:45		CH	Unemployment Rate	Jul	3.0%	--	3.0%		
12:45		CH	Unemployment Rate SA	Jul	3.2%	3.2%	3.2%		
13:00	DE	Trade Balance	Jun	22.3b	23.0b	22.0b			
13:00	DE	Current Account Balance	Jun	23.6b	24.5b	17.3b	16.0b		
13:00	DE	Exports SA MoM	Jun	-2.8%	-0.3%	1.4%	1.5%		
13:00	DE	Imports SA MoM	Jun	-4.5%	0.2%	1.2%	1.3%		
17:00	US	NFIB Small Business Optimism	Jul	105.2	103.8	103.6			
Wed/09-Aug-17	05:00	AU	RBA's Kent Gives Bloomberg Address in Sydney						
	06:00	KR	Unemployment rate SA	Jul	3.6%	3.8%	3.8%		
	06:50	JP	Money Stock M2 YoY	Jul	4.0%	3.9%	3.9%		
	06:50	JP	Money Stock M3 YoY	Jul	3.4%	3.3%	3.3%		
	07:30	AU	Westpac Consumer Conf Index	Aug	95.5	--	96.6		
	07:30	AU	Westpac Consumer Conf SA MoM	Aug	-1.2%	--	0.4%		
	08:10	JP	BOJ Outright Bond Purchase 5~10 Year						
	08:10	JP	BOJ Outright Bond Purchase 10~25 Years						
	08:10	JP	BOJ Outright Bond Purchase 25 Years~						
	08:30	AU	Home Loans MoM	Jun	0.5%	1.5%	1.0%	1.1%	
	08:30	AU	Investment Lending	Jun	1.6%	--	-1.4%		
	08:30	CN	CPI YoY	Jul	1.4%	1.5%	1.5%		
	08:30	CN	PPI YoY	Jul	5.5%	5.6%	5.5%		
	10:00	KR	Money Supply M2 SA MoM	Jun	-	--	0.3%		

## ASIA STOCK INDEX



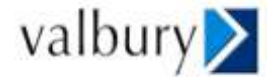
Page 3 of 7

	10:00	KR	Money Supply L SA MoM	Jun	-	--	0.5%	
	10:00	KR	Bank Lending To Household Total	Jul	-	--	KR731.0t	
	13:00	JP	Machine Tool Orders YoY	Jul P	26.3%	--	31.1%	
	19:30	US	Nonfarm Productivity	2Q P	0.9%	0.7%	0.0%	0.1%
	21:00	US	Wholesale Trade Sales MoM	Jun	0.7%	0.6%	-0.5%	-0.1%
	21:00	US	Wholesale Inventories MoM	Jun F	0.7%	0.6%	0.6%	
	21:30	US	DOE U.S. Crude Oil Inventories	Aug-04	-6451k	-2200k	-1527k	
	21:30	US	DOE Cushing OK Crude Inventory	Aug-04	569k	--	-39k	
	21:30	US	DOE U.S. Gasoline Inventories	Aug-04	3424k	-1500k	-2517k	
<b>Thu/10-Aug-17</b>	04:00	NZ	RBNZ Official Cash Rate	Aug-10	1.75%	1.75%	1.75%	
	06:50	JP	Machine Orders MoM	Jun		3.7%	-3.6%	
	06:50	JP	Machine Orders YoY	Jun		-1.1%	0.6%	
	06:50	JP	PPI MoM	Jul		0.2%	0.0%	
	06:50	JP	PPI YoY	Jul		2.3%	2.1%	
	06:50	JP	Housing Loans YoY	2Q		--	3.3%	
	08:00	AU	Consumer Inflation Expectation	Aug		--	4.4%	
	08:10	JP	BOJ Outright Bond Purchase 1~3 Year					
	08:10	JP	BOJ Outright Bond Purchase 3~5 Years					
	09:00	JP	Tokyo Avg Office Vacancies	Jul		--	3.26	
10-Aug - 15-Aug	N/A	CN	Money Supply M2 YoY	Jul		9.4%	9.4%	
10-Aug - 15-Aug	N/A	CN	Money Supply M1 YoY	Jul		14.0%	15.0%	
10-Aug - 15-Aug	N/A	CN	Money Supply M0 YoY	Jul		6.5%	6.6%	
10-Aug - 15-Aug	N/A	CN	New Yuan Loans CNY	Jul		800.0b	1540.0b	
10-Aug - 15-Aug	N/A	CN	Aggregate Financing CNY	Jul		1000.0b	1780.0b	
	11:30	JP	Tertiary Industry Index MoM	Jun		0.2%	-0.1%	
	15:30	GB	Industrial Production MoM	Jun		0.0%	-0.1%	
	15:30	GB	Industrial Production YoY	Jun		-0.3%	-0.2%	
	15:30	GB	Manufacturing Production MoM	Jun		-0.2%	-0.2%	
	15:30	GB	Manufacturing Production YoY	Jun		0.5%	0.4%	
	15:30	GB	Construction Output SA MoM	Jun		1.2%	-1.2%	
	15:30	GB	Construction Output SA YoY	Jun		1.7%	-0.3%	
	15:30	GB	Visible Trade Balance GBP/Mn	Jun		-£11000	-£11863	
	15:30	GB	Trade Balance Non EU GBP/Mn	Jun		--	-£3796	
	15:30	GB	Trade Balance	Jun		--	-£3073	
	19:00	GB	NIESR GDP Estimate	Jul		--	0.3%	
	19:30	US	Initial Jobless Claims	Aug-05		240k	240k	
	19:30	US	Continuing Claims	Jul-29		1960k	1968k	
	19:30	US	PPI Final Demand MoM	Jul		0.1%	0.1%	
	19:30	US	PPI Ex Food and Energy MoM	Jul		0.2%	0.1%	
	19:30	US	PPI Ex Food, Energy, Trade MoM	Jul		0.2%	0.2%	
	19:30	US	PPI Final Demand YoY	Jul		2.3%	2.0%	
	19:30	US	PPI Ex Food and Energy YoY	Jul		2.1%	1.9%	
	19:30	US	PPI Ex Food, Energy, Trade YoY	Jul		--	2.0%	
	21:00	US	Fed's Dudley to Hold Press Briefing					
<b>Fri/11-Aug-17</b>	01:00	US	Monthly Budget Statement	Jul		--	-\$90.2b	
	05:30	NZ	BusinessNZ Manufacturing PMI	Jul		--	56.2	
	06:30	AU	RBA's Lowe Before House Economics Committee in Melbourne					
	13:00	DE	CPI MoM	Jul F		--	0.4%	
	13:00	DE	CPI YoY	Jul F		--	1.7%	
	13:00	DE	CPI EU Harmonized MoM	Jul F		--	0.4%	
	13:00	DE	CPI EU Harmonized YoY	Jul F		--	1.5%	
	15:30	HK	GDP SA QoQ	2Q		--	0.7%	
	15:30	HK	GDP YoY	2Q		3.5%	4.3%	
	19:30	US	CPI MoM	Jul		0.2%	0.0%	
	19:30	US	CPI Ex Food and Energy MoM	Jul		0.2%	0.1%	
	19:30	US	CPI YoY	Jul		1.8%	1.6%	
	19:30	US	CPI Ex Food and Energy YoY	Jul		1.7%	1.7%	
	19:30	US	CPI Core Index SA	Jul		--	251.627	
	19:30	US	CPI Index NSA	Jul		244.918	244.955	
	19:30	US	Real Avg Weekly Earnings YoY	Jul		--	1.1%	
	19:30	US	Real Avg Hourly Earning YoY	Jul		--	0.8%	



	20:40	US	Fed's Kaplan Speaks in Arlington, Texas					
	22:30	US	Fed's Kashkari Speaks to Independent Community Bankers of Minn					
	<b>All Day</b>	<b>JP</b>	<b>Bank Holiday/Mountain Day</b>					
<b>Sat/12-Aug-17</b>	00:00	US	Baker Hughes U.S. Rig Count	Aug-11				

(Source: Reuters-FXstreet-DailyFX- Tradingeconomics-forexfactory, Research: @LukmanLoeng,@her1en,@ErwinRiset)



SSlamU7 (Nikkei Sep Futures) – Last Trading Date: 11 Sep 2017



- Koreksi tajam hadapi short-term target di sekitar 19487
- Fase downtrend berpotensi berkembang selama resistance krusial di 19860 tetap utuh  
[\(Research – @ErwinRiset\)](#)

DATE	OPEN	HIGH	LOW	RANGE	CLOSE	SETTLE	CHANGE	% CHANGE	VOLUME
09 Aug SSipmU7	19745	19770	19675	95	19770	---	↑ 30	0.15	30286
09 Aug SSiamU7	19930	19930	19640	290	19740	19740	↓ 250	1.25	95094
08 Aug SSipmU7	19985	20025	19925	100	19945	---	↓ 45	0.23	13292
08 Aug SSiamU7	20025	20055	19955	100	19990	19990	↓ 40	0.20	39217
07 Aug SSipmU7	20035	20055	20020	35	20050	---	↑ 20	0.10	7603
07 Aug SSiamU7	20070	20090	20020	70	20030	20030	↑ 75	0.38	33864
04 Aug SSipmU7	19950	20055	19945	110	20035	---	↑ 80	0.40	18774
04 Aug SSiamU7	19955	19970	19920	50	19955	19955	↓ 55	0.27	31989
03 Aug SSipmU7	20005	20010	19950	60	19960	---	↓ 50	0.25	17471
03 Aug SSiamU7	20030	20050	19970	80	20010	20010	↓ 55	0.27	41198

WEEKLY		AUGUST		JULY		2017	
HIGH	LOW	HIGH	LOW	HIGH	LOW	HIGH	LOW
20090	19640	20100	19640	20200	19830	20290	18190
(07/Aug)	(09/Aug)	(02/Aug)	(09/Aug)	(03/Jul)	(07/Jul)	(20/Jun)	(17/Apr)

ANALYSIS & RECOMMENDATION

RESISTANCE	20170	Reaction high (hourly)
	20125	Reaction high (hourly)
	20025	Reaction high (hourly)
	19860	Pivot line
SUPPORT	19640	low 09/May/2017
	19565	Low 30/May/2017 (Reaction low)
	19285	Low 19/May/2017 (Reaction low)
	19160	Low 28/Apr/2017 (Reaction low)
RECOMMENDATION	BUY	----
	SELL	19820
	STOP LOSS	19900
	TARGET	19680 19610

## KSU7 (Kospi Sep Futures) – Exp. Date: 14 Sep 2017



- Koreksi breakout lowerline dari pola trend channel sekaligus uji tembus area support di 310.35
- Fase downtrend berpotensi berlanjut, dengan koreksi hadapi area support di 306.50 – 305.50

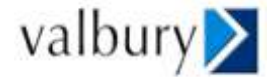
[\(Research – @ErwinRiset\)](#)

DATE	OPEN	HIGH	LOW	RANGE	CLOSE	SETTLE	CHANGE	% CHANGE	VOLUME
09 Aug	311.70	312.70	309.65	3.05	310.00	310.00	↓ 4.20	1.34	272029
08 Aug	315.10	316.20	312.25	3.95	314.20	314.20	↓ 0.05	0.02	258916
07 Aug	314.65	316.30	314.10	2.20	314.25	314.25	↑ 0.05	0.02	190281
04 Aug	312.90	314.90	312.55	2.35	314.20	314.20	↑ 1.20	0.38	218550
03 Aug	317.55	317.65	310.70	6.95	313.00	313.00	↓ 5.50	1.73	369407
02 Aug	318.75	319.45	318.10	1.35	318.50	318.50	↑ 0.60	0.19	129388

WEEKLY		AUGUST		JULY		2017	
HIGH	LOW	HIGH	LOW	HIGH	LOW	HIGH	LOW
316.30 (07/Aug)	309.65 (09/Aug)	319.45 (01/Aug)	309.65 (09/Aug)	322.75 (25/Jul)	310.35 (05/Jul)	322.75 (25/Jul)	259.25 (02/Jan)

## ANALYSIS &amp; RECOMMENDATION

RESISTANCE	317.65	High 03/Aug/2017
	316.30	High 07/Aug/2017 (Reaction high)
	312.70	High 09/Aug/2017
	311.20	Reaction high (hourly)
SUPPORT	309.50	Low 23/Jun/2017
	307.80	Low 22/Jun/2017
	306.65	Low 21/Jun/2017 (Reaction low)
	305.50	Low 15/Jun/2017 (Reaction low)
RECOMMENDATION	BUY	----
	SELL	310.60
	STOP LOSS	311.40
	TARGET	309.50 307.85



HSIQ7 (Hang Seng August Futures) – Exp. Date: 30 Aug 2017



- Koreksi berkembang, sedang uji area support di 27550
- Jika 27550 pecah, koreksi berpotensi hadapi area trendline support di sekitar 27470

[\[Research – @ErwinRiset\]](#)

DATE	OPEN	HIGH	LOW	RANGE	CLOSE	SETTLE	CHANGE	% CHANGE	VOLUME
09 Aug	27740	27785	27550	235	27685	27685	↓ 108	0.39	103131
08 Aug	27600	27808	27561	247	27793	27793	↑ 180	0.65	87984
07 Aug	27560	27720	27560	160	27613	27613	↑ 78	0.28	69452
04 Aug	27550	27576	27464	112	27535	27535	↑ 37	0.13	75870
03 Aug	27460	27588	27363	225	27499	27498	↓ 54	0.20	106084
02 Aug	27507	27655	27483	172	27550	27552	↑ 35	0.13	117231
01 Aug	27221	27525	27221	304	27515	27515	↑ 287	1.05	105184

WEEKLY		AUGUST		JULY		2017	
HIGH	LOW	HIGH	LOW	HIGH	LOW	HIGH	LOW
27808	27550	27808	27221	27241	25110	27808	21863
(08/Aug)	(09/Aug)	(08/Aug)	(01/Aug)	(31/Jul)	(05/Jul)	(08/Aug)	(03/Jan)

ANALYSIS & RECOMMENDATION

RESISTANCE	28458	High 27/May/2015
	28178	High 28/May/2015
	27880	Peak level (hourly)
	27774	Reaction high (hourly)
SUPPORT	27550	Horizontal support (hourly)
	27464	Reaction low (hourly)
	27350	Reaction low (15 minutes)
	27189	Reaction low (hourly)
RECOMMENDATION	BUY	----
	SELL	27720
	STOP LOSS	27800
	TARGET	27525 27430