

MARKET UPDATE & OUTLOOK

- Asia:** Pasar ekuitas Asia memperpanjang penurunan global pada hari Jumat karena ketegangan meningkat antara Amerika Serikat dan Korea Utara, membuat investor melarikan diri ke aset aman resiko seperti yen dan franc Swiss. Wall Street ditutup turun tajam setelah Presiden A.S. Donald Trump mengeluarkan sebuah retorika yang berapi-api, memperingatkan Pyongyang jika menyerang Guam atau sekutu A.S. setelah mengumumkan rencana untuk menembakkan rudal ke arah Jepang ke darat di dekat wilayah Pasifik A.S. KOSPI Korea Selatan turun 1,8 persen ke level terendah 11-1 / 2 minggu, namun kerugiannya pada minggu ini relatif tipis sebesar 3,2 persen. Saham Australia turun 1,3 persen, mencatat kerugian mingguan 0,6 persen dan saham Cina dan Hong Kong masing-masing turun 1,8 persen dan 2,0 persen. Sebuah surat kabar milik pemerintah China mengatakan pada hari Jumat bahwa China akan tetap netral jika Korea Utara melancarkan serangan yang mengancam Amerika Serikat, namun jika AS menyerang lebih dulu dan mencoba untuk menggulingkan pemerintah Korea Utara, China akan mencegahnya.
- Eropa:** Aksi jual di saham sumber daya memicu koreksi hari ketiga pada saham Eropa pada hari Jumat, catat minggu terburuk tahun ini di tengah meningkatnya ketegangan antara Amerika Serikat dan Korea Utara. Volatilitas melonjak dan STOXX 600 Eropa turun 1,1 persen, mengalami kerugian mingguan 2,8 persen, terburuk sejak awal November 2016. Saham zona euro dan blue-chips juga turun 0,9 persen, sedangkan FTSE turun 1,1 persen. Kerugian tersebut dipicu oleh kebuntuan antara Washington dan Pyongyang, karena perang kata-kata antara keduanya meningkat.
- AS & Global Markets:** Wall Street berhasil *rebound* pada hari Jumat setelah rilis data inflasi AS yang masih lemah mendorong investor memburu kembali saham AS bahkan disaat ketegangan antara AS dan Korea Utara terus meningkat, meskipun kondisi ini juga masih mendorong minat investor pada emas dan juga yen. Kenaikan inflasi AS yang masih lemah akan mendorong The Fed berhati-hati untuk menaikkan lagi suku bunganya tahun ini, sehingga menguntungkan investor ekuitas. Hasil data Reuters menunjukkan ada peluang 22% untuk The Fed menaikkan suku bunganya di bulan Desember. Pekan ini pasar akan mencermati data *retail sales* (AS dan Inggris), inflasi (Inggris), *GDP* (Jepang) dan *employment* (Australia).

ASIA AND GLOBAL MARKET SPOT PRICE 2016

HIGH / LOW	.N225	.KS200	.HSI	.DJI	/.SPX	/.SSEC
RECORD HIGH	38915.87 (29/Dec/89)	309.32 (29/May/2017)	31958.41 (30/Oct/07)	21169.11 (01/Mar/2017)	2400.98 (01/Mar/2017)	6124.04400 (16/Oct./07)
2016 HIGH	19592.90 (21/Dec/16)	264.42 (21/Dec/16)	24364.00 (09/Sep/16)	19987.63 (20/Dec/16)	2277.53 (13/Dec/16)	3538.68940 (04/Jan/16)
2017 HIGH	20318.11 (20/June/2017)	322.16 (25/Jul/2017)	27876.12 (09/Aug/2017)	22179.11 (08/Aug/2017)	2490.87 (08/Aug/2017)	3305.43130 (02/Aug/2017)
2017 LOW	18224.68 (17/Apr/2017)	258.64 (02/Jan/2017)	21883.82 (03/Jan/2017)	19677.94 (19/Jan/2017)	2245.13 (03/Jan/2017)	3016.53050 (11/May/2017)
2016 LOW	14864.01 (24/Jun/16)	222.92 (20/Jan/16)	18278.80 (12/Feb/16)	15450.56 (20/Jan/16)	1810.10 (11/Feb/16)	2638.30160 (27/Jan/16)
RECORD LOW	85.25 (06/Jul/50)	31.96 (16/Jun/98)	58.61 (31/Aug/67)	388.20 (17/Jan/55)	132.93 (23/Nov./82)	325.92200 (29/Jul/94)

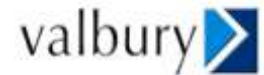
Closing Prices – 11 Agustus 2017

	CLOSE	CHANGE		CLOSE	CHANGE
.DJI	21858.32	↑ 14.31/ 0.07%	.N225	HOLIDAY	↓ 8.97/0.05%
/.SPX	2441.32	↑ 3.11/ 0.13%	.KS200	302.72	↓ 5.65/1.83%
/.IXIC	6256.555	↑ 39.683/ 0.64%	.HSI	26883.51	↓ 560.49/2.04%
JPY=	109.15	↓ 0.05/ 0.05%	/.SSEC	3209.80470	↓ 51.94470/1.59%
KRW=	1141.86	↓ 1.31/ 0.11%	/CLc1 (Oil)	48.79	↑ 0.20/0.41%

WEEKLY ECONOMIC INDICATORS

DATE	WIB	CTY	INDICATORS	PER	ACTUAL	FORECAST	PREV.	REV.	
Mon/07-Aug-17	06:30	AU	AiG Perf of Construction Index	Jul	60.5	--	56		
	06:50	JP	Official Reserve Assets	Jul	\$1260.0b	--	\$1249.8b		
	N/A	CN	Foreign Reserves	Jul	\$3080.7b	\$3074.9b	\$3056.8b		
	N/A	CN	BoP Current Account Balance	2Q P	\$52.9b	--	\$18.4b		
	N/A	HK	Foreign Reserves	Jul	\$413.3b	--	\$408.0b		
	10:00	NZ	2Yr Inflation Expectation	3Q	2.09%	--	2.17%		
	12:00	JP	Leading Index CI	Jun P	106.3	106.2	104.6		
	12:00	JP	Coincident Index	Jun P	117.2	117.2	115.8		
	13:00	DE	Industrial Production SA MoM	Jun	-1.1%	0.2%	1.2%		
	13:00	DE	Industrial Production WDA YoY	Jun	2.4%	3.7%	5.0%	4.8%	
	13:30	AU	Foreign Reserves	Jul	-	--	A\$84.1b		
	14:00	CH	Foreign Currency Reserves	Jul	714.3b	--	693.5b	693.7b	
	14:15	CH	CPI MoM	Jul	-0.3%	-0.3%	-0.1%		
	14:15	CH	CPI YoY	Jul	0.3%	0.3%	0.2%		
	14:15	CH	CPI EU Harmonized MoM	Jul	0.1%	--	0.0%		
	14:15	CH	CPI EU Harmonized YoY	Jul	0.6%	--	0.4%		
	14:30	GB	Halifax House Price 3Mths/Year	Jul	2.1%	2.0%	2.6%		
	14:30	GB	Halifax House Prices MoM	Jul	0.4%	0.2%	-1.0%	-0.9%	
	15:30	EZ	Sentix Investor Confidence	Aug	27.7	27.8	28.3		
	22:45	US	Fed's Bullard Speaks on U.S. Economy in Nashville, TN						
	All Day	CA	Bank Holiday/Civic Holiday						
Tue/08-Aug-17	00:25	US	Fed's Kashkari Speaks in Bloomington, MN						
	02:00	US	Consumer Credit	Jun	\$12.40b	\$15.30b	\$18.410b	\$18.28b	
	06:50	JP	BoP Current Account Balance	Jun	¥934.6b	¥860.5b	¥1653.9b		
	06:50	JP	BoP Current Account Adjusted	Jun	¥1522.5b	¥1502.9b	¥1400.9b		
	06:50	JP	Trade Balance BoP Basis	Jun	¥518.5b	¥571.5b	-¥115.1b		
	08:30	AU	NAB Business Conditions	Jul	15	--	15	14	
	08:30	AU	NAB Business Confidence	Jul	12	--	9	8	
	N/A	CN	Imports YoY	Jul	11.0%	18.2%	17.2%		
	N/A	CN	Trade Balance	Jul	\$46.74b	\$45.00b	\$42.80b	\$42.75b	
	N/A	CN	Exports YoY CNY	Jul	11.2%	14.8%	17.3%		
	N/A	CN	Imports YoY CNY	Jul	14.7%	22.6%	23.1%		
	N/A	CN	Trade Balance CNY	Jul	321.20b	293.55b	294.30b		
	N/A	CN	Exports YoY	Jul	7.2%	11.0%	11.3%		
	08-Aug - 18-Aug	N/A	CN	Foreign Direct Investment YoY CNY	Jul	-	--	2.3%	
	11:30	JP	Bankruptcies YoY	Jul	0.28%	--	-7.47%		
12:45	CH	Unemployment Rate	Jul	3.0%	--	3.0%			
12:45	CH	Unemployment Rate SA	Jul	3.2%	3.2%	3.2%			
13:00	DE	Trade Balance	Jun	22.3b	23.0b	22.0b			
13:00	DE	Current Account Balance	Jun	23.6b	24.5b	17.3b	16.0b		
13:00	DE	Exports SA MoM	Jun	-2.8%	-0.3%	1.4%	1.5%		
13:00	DE	Imports SA MoM	Jun	-4.5%	0.2%	1.2%	1.3%		
17:00	US	NFIB Small Business Optimism	Jul	105.2	103.8	103.6			
Wed/09-Aug-17	05:00	AU	RBA's Kent Gives Bloomberg Address in Sydney						
	06:00	KR	Unemployment rate SA	Jul	3.6%	3.8%	3.8%		
	06:50	JP	Money Stock M2 YoY	Jul	4.0%	3.9%	3.9%		
	06:50	JP	Money Stock M3 YoY	Jul	3.4%	3.3%	3.3%		
	07:30	AU	Westpac Consumer Conf Index	Aug	95.5	--	96.6		
	07:30	AU	Westpac Consumer Conf SA MoM	Aug	-1.2%	--	0.4%		
	08:10	JP	BOJ Outright Bond Purchase 5~10 Year						
	08:10	JP	BOJ Outright Bond Purchase 10~25 Years						
	08:10	JP	BOJ Outright Bond Purchase 25 Years~						
	08:30	AU	Home Loans MoM	Jun	0.5%	1.5%	1.0%	1.1%	
	08:30	AU	Investment Lending	Jun	1.6%	--	-1.4%		
	08:30	CN	CPI YoY	Jul	1.4%	1.5%	1.5%		
	08:30	CN	PPI YoY	Jul	5.5%	5.6%	5.5%		
	10:00	KR	Money Supply M2 SA MoM	Jun	-	--	0.3%		

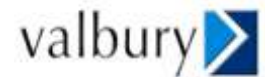
ASIA STOCK INDEX



Page 3 of 9

	10:00	KR	Money Supply L SA MoM	Jun	-	--	0.5%	
	10:00	KR	Bank Lending To Household Total	Jul	-	--	KR731.0t	
	13:00	JP	Machine Tool Orders YoY	Jul P	26.3%	--	31.1%	
	19:30	US	Nonfarm Productivity	2Q P	0.9%	0.7%	0.0%	0.1%
	21:00	US	Wholesale Trade Sales MoM	Jun	0.7%	0.6%	-0.5%	-0.1%
	21:00	US	Wholesale Inventories MoM	Jun F	0.7%	0.6%	0.6%	
	21:30	US	DOE U.S. Crude Oil Inventories	Aug-04	-6451k	-2200k	-1527k	
	21:30	US	DOE Cushing OK Crude Inventory	Aug-04	569k	--	-39k	
	21:30	US	DOE U.S. Gasoline Inventories	Aug-04	3424k	-1500k	-2517k	
Thu/10-Aug-17	04:00	NZ	RBNZ Official Cash Rate	Aug-10	1.75%	1.75%	1.75%	
	06:50	JP	Machine Orders MoM	Jun	-1.9%	3.6%	-3.6%	
	06:50	JP	Machine Orders YoY	Jun	-5.2%	-1.1%	0.6%	
	06:50	JP	PPI MoM	Jul	0.3%	0.2%	0.0%	0.1%
	06:50	JP	PPI YoY	Jul	2.6%	2.3%	2.1%	2.2%
	06:50	JP	Housing Loans YoY	2Q	3.3%	--	3.3%	
	08:00	AU	Consumer Inflation Expectation	Aug	4.2%	--	4.4%	
	08:10	JP	BOJ Outright Bond Purchase 1~3 Year					
	08:10	JP	BOJ Outright Bond Purchase 3~5 Years					
	09:00	JP	Tokyo Avg Office Vacancies	Jul	3.22	--	3.26	
10-Aug - 15-Aug	N/A	CN	Money Supply M2 YoY	Jul	-	9.4%	9.4%	
10-Aug - 15-Aug	N/A	CN	Money Supply M1 YoY	Jul	-	14.0%	15.0%	
10-Aug - 15-Aug	N/A	CN	Money Supply M0 YoY	Jul	-	6.5%	6.6%	
10-Aug - 15-Aug	N/A	CN	New Yuan Loans CNY	Jul	-	800.0b	1540.0b	
10-Aug - 15-Aug	N/A	CN	Aggregate Financing CNY	Jul	-	1000.0b	1780.0b	
	11:30	JP	Tertiary Industry Index MoM	Jun	0.0%	0.2%	-0.1%	
	15:30	GB	Industrial Production MoM	Jun	0.5%	0.1%	-0.1%	0.0%
	15:30	GB	Industrial Production YoY	Jun	0.3%	-0.1%	-0.2%	
	15:30	GB	Manufacturing Production MoM	Jun	0.0%	0.0%	-0.2%	-0.1%
	15:30	GB	Manufacturing Production YoY	Jun	0.6%	0.6%	0.4%	0.3%
	15:30	GB	Construction Output SA MoM	Jun	-0.1%	1.4%	-1.2%	-0.4%
	15:30	GB	Construction Output SA YoY	Jun	0.9%	1.8%	-0.3%	0.5%
	15:30	GB	Visible Trade Balance GBP/Mn	Jun	£12722	£11000	£11863	£11306
	15:30	GB	Trade Balance Non EU GBP/Mn	Jun	£4471	£3000	£3796	£3493
	15:30	GB	Trade Balance	Jun	£4564	£2500	£3073	£2516
	19:00	GB	NIESR GDP Estimate	Jul	0.2%	0.3%	0.3%	
	19:30	US	Initial Jobless Claims	Aug-05	244k	240k	240k	241k
	19:30	US	Continuing Claims	Jul-29	1951k	1960k	1968k	1967k
	19:30	US	PPI Final Demand MoM	Jul	-0.1%	0.1%	0.1%	
	19:30	US	PPI Ex Food and Energy MoM	Jul	-0.1%	0.2%	0.1%	
	19:30	US	PPI Ex Food, Energy, Trade MoM	Jul	0.0%	0.2%	0.2%	
	19:30	US	PPI Final Demand YoY	Jul	1.9%	2.2%	2.0%	
	19:30	US	PPI Ex Food and Energy YoY	Jul	1.8%	2.1%	1.9%	
	19:30	US	PPI Ex Food, Energy, Trade YoY	Jul	1.9%	--	2.0%	
	21:00	US	Fed's Dudley to Hold Press Briefing					
Fri/11-Aug-17	01:00	US	Monthly Budget Statement	Jul	-\$43b	-\$73b	-\$90b	
	05:30	NZ	BusinessNZ Manufacturing PMI	Jul	55.4	--	56.2	56
	06:30	AU	RBA's Lowe Before House Economics Committee in Melbourne					
	13:00	DE	CPI MoM	Jul F	0.4%	0.4%	0.4%	
	13:00	DE	CPI YoY	Jul F	1.7%	1.7%	1.7%	
	13:00	DE	CPI EU Harmonized MoM	Jul F	0.4%	0.4%	0.4%	
	13:00	DE	CPI EU Harmonized YoY	Jul F	1.5%	1.5%	1.5%	
	15:30	HK	GDP SA QoQ	2Q	1.0%	--	0.7%	
	15:30	HK	GDP YoY	2Q	3.8%	3.5%	4.3%	
	19:30	US	CPI MoM	Jul	0.1%	0.2%	0.0%	
	19:30	US	CPI Ex Food and Energy MoM	Jul	0.1%	0.2%	0.1%	
	19:30	US	CPI YoY	Jul	1.7%	1.8%	1.6%	
	19:30	US	CPI Ex Food and Energy YoY	Jul	1.7%	1.7%	1.7%	
	19:30	US	CPI Core Index SA	Jul	251.914	251.995	251.627	
	19:30	US	CPI Index NSA	Jul	244.786	244.925	244.955	
	19:30	US	Real Avg Weekly Earnings YoY	Jul	1.1	--	1.1%	1.2%
	19:30	US	Real Avg Hourly Earning YoY	Jul	0.7%	--	0.8%	0.9%

ASIA STOCK INDEX

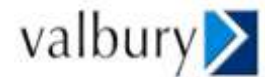


Page 4 of 9

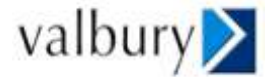
	20:40	US	Fed's Kaplan Speaks in Arlington, Texas					
	22:30	US	Fed's Kashkari Speaks to Independent Community Bankers of Minn					
	All Day	JP	Bank Holiday/Mountain Day					
Sat/12-Aug-17	00:00	US	Baker Hughes U.S. Rig Count	Aug-11	949		954	

DATE	WIB	CTY	INDICATORS	PER	ACTUAL	FORECAST	PREV.	REV.
Mon/14-Aug-17	05:45	NZ	Retail Sales Ex Inflation QoQ	2Q		0.7%	1.5%	
	06:35	AU	RBA's Kent Gives Speech in Sydney					
	06:50	JP	GDP SA QoQ	2Q P		0.6%	0.3%	
	06:50	JP	GDP Annualized SA QoQ	2Q P		2.5%	1.0%	
	06:50	JP	GDP Nominal SA QoQ	2Q P		0.7%	-0.3%	
	06:50	JP	GDP Deflator YoY	2Q P		-0.5%	-0.8%	
	06:50	JP	GDP Private Consumption QoQ	2Q P		0.5%	0.3%	
	06:50	JP	GDP Business Spending QoQ	2Q P		1.2%	0.6%	
11-Aug - 15-Aug	N/A	CN	Money Supply M2 YoY	Jul		9.5%	9.4%	
11-Aug - 15-Aug	N/A	CN	Money Supply M1 YoY	Jul		14.0%	15.0%	
11-Aug - 15-Aug	N/A	CN	Money Supply M0 YoY	Jul		6.5%	6.6%	
11-Aug - 15-Aug	N/A	CN	New Yuan Loans CNY	Jul		800.0b	1540.0b	
11-Aug - 15-Aug	N/A	CN	Aggregate Financing CNY	Jul		1000.0b	1780.0b	
11-Aug - 18-Aug	N/A	CN	Foreign Direct Investment YoY CNY	Jul		--	2.30%	
	09:00	CN	Retail Sales YoY	Jul		10.8%	11.0%	
	09:00	CN	Retail Sales YTD YoY	Jul		10.5%	10.4%	
	09:00	CN	Industrial Production YoY	Jul		7.1%	7.6%	
	09:00	CN	Industrial Production YTD YoY	Jul		6.9%	6.9%	
	16:00	EZ	Industrial Production SA MoM	Jun		-0.4%	1.3%	
	16:00	EZ	Industrial Production WDA YoY	Jun		2.9%	4.0%	
	19:00	CA	Canada Foreign Minister gives speech on Nafta in Ottawa					
	21:00	CA	Foreign Minister Freeland testifies about Nafta					
Tue/15-Aug-17	06:30	AU	ANZ Roy Morgan Weekly Consumer Confidence Index	Aug-13		--	113.7	
	08:30	AU	RBA Aug. Rate Meeting Minutes					
	11:30	JP	Industrial Production MoM	Jun F		--	1.6%	
	11:30	JP	Industrial Production YoY	Jun F		--	4.9%	
	11:30	JP	Capacity Utilization MoM	Jun		--	-4.1%	
	13:00	DE	GDP SA QoQ	2Q P		0.7%	0.6%	
	13:00	DE	GDP WDA YoY	2Q P		1.9%	1.7%	
	13:00	DE	GDP NSA YoY	2Q P		0.6%	2.9%	
	14:15	CH	Producer & Import Prices MoM	Jul		--	-0.1%	
	14:15	CH	Producer & Import Prices YoY	Jul		--	-0.1%	
	15:30	GB	CPIH YoY	Jul		2.7%	2.6%	
	15:30	GB	CPI MoM	Jul		0.0%	0.0%	
	15:30	GB	CPI YoY	Jul		2.7%	2.6%	
	15:30	GB	CPI Core YoY	Jul		2.5%	2.4%	
	15:30	GB	PPI Input NSA MoM	Jul		--	-0.4%	
	15:30	GB	PPI Input NSA YoY	Jul		--	9.9%	
	15:30	GB	PPI Output NSA MoM	Jul		--	0.0%	
	15:30	GB	PPI Output NSA YoY	Jul		--	3.3%	
	15:30	GB	PPI Output Core NSA MoM	Jul		--	0.2%	
	15:30	GB	PPI Output Core NSA YoY	Jul		--	2.9%	
	19:30	US	Empire Manufacturing	Aug		10	9.8	
	19:30	US	Retail Sales Advance MoM	Jul		0.4%	-0.2%	
	19:30	US	Retail Sales Ex Auto MoM	Jul		0.4%	-0.2%	
	19:30	US	Retail Sales Ex Auto and Gas	Jul		0.4%	-0.1%	
	19:30	US	Retail Sales Control Group	Jul		0.4%	-0.1%	
	20:00	CA	Existing Home Sales MoM	Jul		--	-6.7%	
	21:00	US	Business Inventories	Jun		0.4%	0.3%	
		KR	National Liberation Day					

ASIA STOCK INDEX



Wed/16-Aug-17	07:30	AU	Westpac Leading Index MoM	Jul		--	-0.14%	
	15:30	GB	Claimant Count Rate	Jul		--	2.3%	
	15:30	GB	Jobless Claims Change	Jul		--	5.9k	
	15:30	GB	Average Weekly Earnings 3M/YoY	Jun		1.7%	1.8%	
	15:30	GB	Weekly Earnings ex Bonus 3M/YoY	Jun		1.9%	2.0%	
	15:30	GB	ILO Unemployment Rate 3Mths	Jun		4.5%	4.5%	
	15:30	GB	Employment Change 3M/3M	Jun		--	175k	
	16:00	EZ	GDP SA QoQ	2Q P		0.6%	0.6%	
	16:00	EZ	GDP SA YoY	2Q P		2.1%	2.1%	
	19:30	US	Housing Starts	Jul		1225k	1215k	
	19:30	US	Housing Starts MoM	Jul		0.8%	8.3%	
	19:30	US	Building Permits	Jul		1240k	1254k	
	19:30	US	Building Permits MoM	Jul		-2.8%	7.4%	
	21:30	US	DOE U.S. Crude Oil Inventories	Aug-11		--	-6451k	
	21:30	US	DOE Cushing OK Crude Inventory	Aug-11		--	569k	
21:30	US	DOE U.S. Gasoline Inventories	Aug-11		--	3424k		
21:30	US	DOE U.S. Distillate Inventory	Aug-11		--	-1729k		
Thu/17-Aug-17	01:00	US	FOMC Meeting Minutes	Jul-26		--	--	
	05:45	NZ	PPI Output QoQ	2Q		--	1.4%	
	05:45	NZ	PPI Input QoQ	2Q		--	0.8%	
	06:50	JP	Trade Balance	Jul		¥353.6b	¥439.9b	
	06:50	JP	Trade Balance Adjusted	Jul		¥196.3b	¥81.4b	
	06:50	JP	Exports YoY	Jul		13.4%	9.7%	
	06:50	JP	Imports YoY	Jul		17.3%	15.5%	
	08:00	NZ	ANZ Consumer Confidence Index	Aug		--	125.4	
	08:00	NZ	ANZ Consumer Confidence MoM	Aug		--	-1.9%	
	08:30	AU	Employment Change	Jul		20.0k	14.0k	
	08:30	AU	Unemployment Rate	Jul		5.6%	5.6%	
	08:30	AU	Full Time Employment Change	Jul		--	62.0k	
	08:30	AU	Part Time Employment Change	Jul		--	-48.0k	
	08:30	AU	Participation Rate	Jul		65.0%	65.0%	
	N/A	HK	Composite Interest Rate	Jul		--	0.31%	
	15:20	AU	RBA's Ellis Gives Speech in Canberra					
	15:30	HK	Unemployment Rate SA	Jul		3.2%	3.1%	
	15:30	GB	Retail Sales Ex Auto Fuel MoM	Jul		0.0%	0.9%	
	15:30	GB	Retail Sales Ex Auto Fuel YoY	Jul		1.1%	3.0%	
	15:30	GB	Retail Sales Inc Auto Fuel MoM	Jul		0.1%	0.6%	
	15:30	GB	Retail Sales Inc Auto Fuel YoY	Jul		1.3%	2.9%	
	16:00	EZ	Trade Balance SA	Jun		--	19.7b	
	16:00	EZ	Trade Balance NSA	Jun		--	21.4b	
	16:00	EZ	CPI MoM	Jul		-0.5%	0.0%	
	16:00	EZ	CPI YoY	Jul F		1.3%	1.3%	
	16:00	EZ	CPI Core YoY	Jul F		1.2%	1.2%	
	18:30	EZ	ECB account of the monetary policy meeting					
	19:30	US	Initial Jobless Claims	Aug-12		--	244k	
	19:30	US	Continuing Claims	Aug-05		--	1951k	
	19:30	US	Philadelphia Fed Business Outlook	Aug		19	19.5	
20:15	US	Industrial Production MoM	Jul		0.3%	0.4%		
20:15	US	Capacity Utilization	Jul		76.7%	76.6%		
20:15	US	Manufacturing (SIC) Production	Jul		0.1%	0.2%		
21:00	US	Leading Index	Jul		0.3%	0.6%		
Fri/18-Aug-17	00:00	US	Fed's Kaplan Speaks in Lubbock, Texas					
	08:30	CN	China July Property Prices					
	13:00	DE	PPI MoM	Jul		0.0%	0.0%	
	13:00	DE	PPI YoY	Jul		2.2%	2.4%	
	15:00	EZ	ECB Current Account SA	Jun		--	30.1b	
	15:00	EZ	Current Account NSA	Jun		--	18.3b	
	16:00	EZ	Construction Output MoM	Jun		--	-0.7%	
	16:00	EZ	Construction Output YoY	Jun		--	2.6%	
	19:30	CA	CPI NSA MoM	Jul		0.1%	-0.1%	
	19:30	CA	CPI YoY	Jul		1.3%	1.0%	



	19:30	CA	Consumer Price Index	Jul		--	130.4	
	19:30	CA	CPI Core- Common YoY%	Jul		--	1.4%	
	19:30	CA	CPI Core- Trim YoY%	Jul		--	1.2%	
	19:30	CA	CPI Core- Median YoY%	Jul		--	1.6%	
	21:00	US	U. of Mich. Sentiment	Aug P		94	93.4	
	21:00	US	U. of Mich. Current Conditions	Aug P		--	113.4	
	21:00	US	U. of Mich. Expectations	Aug P		--	80.5	
	21:00	US	U. of Mich. 1 Yr Inflation	Aug P		--	2.6%	
	21:00	US	U. of Mich. 5-10 Yr Inflation	Aug P		--	2.6%	
	21:15	US	Fed's Kaplan Speaks in Dallas					
Sat/19-Aug-17	00:00	US	Baker Hughes U.S. Rig Count	Aug-18		--	949	

(Source: Reuters-FXstreet-DailyFX- Tradingeconomics-forexfactory, Research: @LukmanLoeng,@her1en,@ErwinRiset)

SSlamU7 (Nikkei Sep Futures) – Last Trading Date: 11 Sep 2017



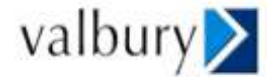
- Koreksi tertahan di level support penting di 19285
- Daily trend cenderung bearish, dengan koreksi berpotensi berlanjut selama rebound gagal breakout 19500
- Perhatikan medium-term target di sekitar 19240
[\(Research – @ErwinRiset\)](#)

DATE	OPEN	HIGH	LOW	RANGE	CLOSE	SETTLE	CHANGE	% CHANGE	VOLUME
11 Aug SSIpmU7	19405	19485	19305	180	19415	---	↓ 20	0.10	11115
11 Aug SSIamU7	19395	19435	19290	145	19435	19435	↓ 285	1.45	12233
10 Aug SSIpmU7	19715	19720	19350	370	19360	---	↓ 360	1.83	29321
10 Aug SSIamU7	19775	19815	19665	150	19720	19720	↓ 20	0.10	59841
09 Aug SSIpmU7	19745	19770	19675	95	19770	---	↑ 30	0.15	30286
09 Aug SSIamU7	19930	19930	19640	290	19740	19740	↓ 250	1.25	95094
08 Aug SSIpmU7	19985	20025	19925	100	19945	---	↓ 45	0.23	13292
08 Aug SSIamU7	20025	20055	19955	100	19990	19990	↓ 40	0.20	39217
07 Aug SSIpmU7	20035	20055	20020	35	20050	---	↑ 20	0.10	7603
07 Aug SSIamU7	20070	20090	20020	70	20030	20030	↑ 75	0.38	33864

WEEKLY		AUGUST		JULY		2017	
HIGH	LOW	HIGH	LOW	HIGH	LOW	HIGH	LOW
20090	19290	20100	19290	20200	19830	20290	18190
(07/Aug)	(11/Aug)	(02/Aug)	(11/Aug)	(03/Jul)	(07/Jul)	(20/Jun)	(17/Apr)

ANALYSIS & RECOMMENDATION

RESISTANCE	19860	Pivot line
	19740	Reaction high (hourly)
	19640	Pivot line
	19490	Reaction high (hourly)
SUPPORT	19285	Low 19/May/2017 (Reaction low)
	19160	Low 28/Apr/2017 (Reaction low)
	19055	Low 26/Apr/2017
	18850	Low 25/Apr/2017
RECOMMENDATION	BUY	----
	SELL	19475
	STOP LOSS	19545
	TARGET	19300
		19200



KSU7 (Kospi Sep Futures) – Exp. Date: 14 Sep 2017



- Koreksi breakout 303, hadapi level support krusial berikutnya di 302
 - Strong support di 295.80
 - Waspada rebound berkembang jika breakout resistance di 305.50
- [\(Research – @ErwinRiset\)](#)

DATE	OPEN	HIGH	LOW	RANGE	CLOSE	SETTLE	CHANGE	% CHANGE	VOLUME
11 Aug	303.90	305.40	302.30	3.10	302.85	302.85	↓ 5.75	1.86	289680
10 Aug	309.00	310.35	306.40	3.95	308.60	308.60	↓ 1.40	0.45	375099
09 Aug	311.70	312.70	309.65	3.05	310.00	310.00	↓ 4.20	1.34	272029
08 Aug	315.10	316.20	312.25	3.95	314.20	314.20	↓ 0.05	0.02	258916
07 Aug	314.65	316.30	314.10	2.20	314.25	314.25	↑ 0.05	0.02	190281
04 Aug	312.90	314.90	312.55	2.35	314.20	314.20	↑ 1.20	0.38	218550

WEEKLY		AUGUST		JULY		2017	
HIGH	LOW	HIGH	LOW	HIGH	LOW	HIGH	LOW
316.30 (07/Aug)	302.30 (11/Aug)	319.45 (01/Aug)	302.30 (11/Aug)	322.75 (25/Jul)	310.35 (05/Jul)	322.75 (25/Jul)	259.25 (02/Jan)

ANALYSIS & RECOMMENDATION

RESISTANCE	311.20	Reaction high (hourly)
	310.35	High 10/Aug/2017
	305.50	Pivot line
	304.20	Reaction high (hourly)
SUPPORT	302.10	Pivot line
	300.70	Low 23/May/2017
	299.00	Low 22/May/2017
	297.85	Low 19/May/2017
RECOMMENDATION	BUY	----
	SELL	303.80
	STOP LOSS	304.50
	TARGET	301.70 300.60

HSIQ7 (Hang Seng August Futures) – Exp. Date: 30 Aug 2017



- Koreksi tertahan di area support 26800
- Strong support di sekitar 26660
- Short-term resistance di 27174
[\[Research – @ErwinRiset\]](#)

DATE	OPEN	HIGH	LOW	RANGE	CLOSE	SETTLE	CHANGE	% CHANGE	VOLUME
11 Aug	26984	27174	26834	340	26842	26842	↓ 541	1.98	163787
10 Aug	27740	27766	27214	552	27383	27385	↓ 302	1.09	160238
09 Aug	27740	27785	27550	235	27685	27685	↓ 108	0.39	103131
08 Aug	27600	27808	27561	247	27793	27793	↑ 180	0.65	87984
07 Aug	27560	27720	27560	160	27613	27613	↑ 78	0.28	69452
04 Aug	27550	27576	27464	112	27535	27535	↑ 37	0.13	75870
03 Aug	27460	27588	27363	225	27499	27498	↓ 54	0.20	106084

WEEKLY		AUGUST		JULY		2017	
HIGH	LOW	HIGH	LOW	HIGH	LOW	HIGH	LOW
27808	26834	27808	26834	27241	25110	27808	21863
(08/Aug)	(11/Aug)	(08/Aug)	(11/Aug)	(31/Jul)	(05/Jul)	(08/Aug)	(03/Jan)

ANALYSIS & RECOMMENDATION

RESISTANCE	27774	Reaction high (hourly)
	27476	Reaction high (hourly)
	27376	Reaction high (hourly)
	27174	High 11/Aug/2017
SUPPORT	26802	Bottom (hourly)
	26661	Horizontal support (hourly)
	26391	Reaction low (hourly)
	26288	Reaction low (hourly)
RECOMMENDATION	BUY	----
	SELL	27070
	STOP LOSS	27175
	TARGET	26800
		26700