

MARKET UPDATE & OUTLOOK

- Asia:** Saham Asia bergerak tenang pada hari Jumat, setelah tekanan hebat pada sektor teknologi AS di sesi *overnight*, dan saham Eropa terlihat mulai positif setelah catat kerugian hari Kamis. Yen Jepang berada di dekat level terendah dua minggu terhadap USD setelah Bank of Japan mempertahankan kebijakan moneter seperti yang diperkirakan bahkan saat mitranya A.S. mengisyaratkan pengetatan lebih lanjut. Indeks MSCI dari saham Asia Pasifik di luar Jepang berakhir turun sekitar 0,85 persen untuk minggu ini meskipun untuk pasar negara berkembang sejauh ini catat minggu terburuk tahun ini. Penurunan yen membantu kenaikan Nikkei Jepang 0,7 persen, mempersempit kerugiannya selama sepekan menjadi 0,3 persen.
 - Eropa:** Saham Eropa bangkit kembali dari dua hari kerugiannya pada hari Jumat, karena naiknya saham keuangan yang dibantu oleh kesepakatan utang Yunani yang kemudian mengurangi ketidakpastian politik di zona euro, namun kekhawatiran soal persaingan melanda peritel Eropa. Indeks STOXX 600 ditutup menguat 0,7% sementara FTSE 100 bertambah 0,6% dan DAX Jerman naik 0,5%. Pemerintah zona euro memberikan Yunani kredit senilai 8,5 miliar euro (\$ 9,50 miliar) di hari Kamis dan membuat sketsa detail baru mengenai kemungkinan keringanan utang karena IMF akhirnya menawarkan bantuan ekonomi dan besarnya valuasi telah menghentikan reli yang membawa STOXX mendekati level tertinggi dua tahun di bulan Mei.
 - AS & Global Markets:** Bursa AS ditutup relatif datar pada hari Jumat, meskipun kesepakatan Amazon.com untuk membeli toko kelontong kelas atas Whole Foods Market menekan berbagai perusahaan termasuk Wal-Mart, sementara USD dan *yield* Treasury A.S. melemah setelah data ekonomi AS dirilis mengecewakan. Namun demikian, saham energi meredam tekanan, dengan indeks S&P energi naik 1,7% dan harga minyak ditutup naik. Melemahnya data perumahan dan indeks sentimen konsumen Univ. of Michigan menekan USD secara umum, demikian juga dengan *yield* Treasury AS seiring ketidakpastian mengenai prospek kenaikan suku bunga AS berikutnya.
 - Weekahead:** Banjir uang yang dituangkan ke dalam ekonomi zona euro dalam beberapa tahun terakhir oleh Bank Sentral Eropa nampaknya akhirnya menghasilkan pertumbuhan ekonomi yang solid seiring dengan meningkatnya tekanan inflasi. Pertumbuhan ekonomi zona euro mencapai tingkat tercepat dalam dua tahun pada awal 2017, dan meskipun mungkin telah sedikit melambat pada kuartal ini, namun masih tetap kuat. Data indeks PMI (manufaktur dan jasa) Eropa pada hari Jumat akan dicermati untuk melihat apakah momentum Mei, yang memperkirakan pertumbuhan ekonomi triwulanan 0,7 persen, telah berlanjut hingga Juni.
- Sedangkan untuk Inggris, pasca pemilu menghasilkan sebuah Parlemen Gantung, karena tidak adanya suara mayoritas, akan ada pertemuan negara anggota UE untuk meninjau perkembangan terakhir dalam negosiasi Brexit. Data PSNB dan PSNCR akan dicermati ditengah minimnya data pekan ini. Setelah The Fed sukses menaikkan suku bunga kedua kalinya tahun ini, maka testimoni dari sejumlah petinggi The Fed perlu dicermati untuk melihat prospek kenaikan suku bunga berikutnya. Wakil Ketua Fed Stanley Fischer dan Presiden New York Fed William Dudley, bersama beberapa peserta Komite Pasar Terbuka Federal lainnya, akan berbicara mengenai kebijakan moneter pekan ini.

ASIA AND GLOBAL MARKET SPOT PRICE 2016

HIGH / LOW	.N225	.KS200	.HSI	.DJI	/.SPX	/.SSEC
RECORD HIGH	38915.87 (29/Dec/89)	309.32 (29/May/2017)	31958.41 (30/Oct/07)	21169.11 (01/Mar/2017)	2400.98 (01/Mar/2017)	6124.04400 (16/Oct./07)
2016 HIGH	19592.90 (21/Dec/16)	264.42 (21/Dec/16)	24364.00 (09/Sep/16)	19987.63 (20/Dec/16)	2277.53 (13/Dec/16)	3538.68940 (04/Jan/16)
2017 HIGH	20239.81 (02/June/2017)	310.05 (14/Jun/2017)	26090.33 (09/Jun/2017)	21391.97 (14/Jun/2017)	2446.20 (09/Jun/2017)	3295.18700 (07/Apr/2017)
2017 LOW	18224.68 (17/Apr/2017)	258.64 (02/Jan/2017)	21883.82 (03/Jan/2017)	19677.94 (19/Jan/2017)	2245.13 (03/Jan/2017)	3016.53050 (11/May/2017)
2016 LOW	14864.01 (24/Jun/16)	222.92 (20/Jan/16)	18278.80 (12/Feb/16)	15450.56 (20/Jan/16)	1810.10 (11/Feb/16)	2638.30160 (27/Jan/16)
RECORD LOW	85.25 (06/Jul/50)	31.96 (16/Jun/98)	58.61 (31/Aug/67)	388.20 (17/Jan/55)	132.93 (23/Nov./82)	325.92200 (29/Jul/94)

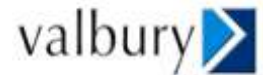
Closing Prices – 16 Juni 2017

	CLOSE	CHANGE		CLOSE	CHANGE
.DJI	21384.28	↑ 24.38/ 0.11%	.N225	19943.26	↑ 111.44/0.56%
/.SPX	2433.15	↑ 0.69/ 0.03%	.KS200	306.79	↑ 0.10/0.03%
/.IXIC	6151.758	↓ 13.743/ 0.22%	.HSI	25626.49	↑ 61.15/0.24%
JPY=	110.84	↓ 0.07/ 0.06%	/.SSEC	3122.86460	↓ 9.62170/0.31%
KRW=	1132.07	↑ 2.24/ 0.20%	/CLc1 (Oil)	44.68	↑ 0.22/0.49%

WEEKLY ECONOMIC INDICATORS

DATE	WIB	CTY	INDICATORS	PER	ACTUAL	FORECAST	PREV.	REV.
Mon/12-Jun-17	06:50	JP	Machine Orders MoM	Apr	0.0%	0.5%	1.4%	
	06:50	JP	Machine Orders YoY	Apr	2.7%	7.3%	-0.7%	
	06:50	JP	PPI MoM	May	0.0%	0.1%	0.2%	
	06:50	JP	PPI YoY	May	2.1%	2.2%	2.1%	
	13:00	JP	Machine Tool Orders YoY	May P	24.4%	--	34.7%	
	15:30	AU	RBA's Debelle Speech in Hong Kong					
	All Day	AU	Bank Holiday/Queen's Birthday					
Tue/13-Jun-17	01:00	US	Monthly Budget Statement	May	-\$88.4b	-\$87.0b	-\$52.5b	
	06:50	JP	BSI Large All Industry QoQ	2Q	-2.0	--	1.3	
	06:50	JP	BSI Large Manufacturing QoQ	2Q	-2.9	1.5	1.1	
	08:30	AU	NAB Business Conditions	May	7	--	14	13
	08:30	AU	NAB Business Confidence	May	12	--	13	
	15:30	HK	PPI YoY	1Q	-	--	4.0%	
	15:30	HK	Industrial Production YoY	1Q	-	--	-0.8%	
	15:30	GB	CPIH YoY	May	2.7%	2.6%	2.6%	
	15:30	GB	CPI MoM	May	0.3%	0.2%	0.5%	
	15:30	GB	CPI YoY	May	2.9%	2.7%	2.7%	
	15:30	GB	CPI Core YoY	May	2.6%	2.4%	2.4%	
	15:30	GB	PPI Input NSA MoM	May	-1.3%	-0.3%	0.1%	
	15:30	GB	PPI Input NSA YoY	May	11.6%	13.5%	16.6%	15.6%
	15:30	GB	PPI Output NSA MoM	May	0.1%	0.1%	0.4%	
	15:30	GB	PPI Output NSA YoY	May	3.6%	3.6%	3.6%	
	15:30	GB	PPI Output Core NSA MoM	May	0.1%	0.2%	0.5%	
	15:30	GB	PPI Output Core NSA YoY	May	2.8%	2.9%	2.8%	
	15:30	GB	House Price Index YoY	Apr	5.6%	3.6%	4.1%	4.5%
	16:00	EZ	ZEW Survey Expectations	Jun	37.7	--	35.1	
	16:00	DE	ZEW Survey Current Situation	Jun	88.0	85.0	83.9	
	16:00	DE	ZEW Survey Expectations	Jun	18.6	21.5	20.6	
	17:00	US	NFIB Small Business Optimism	May	104.5	105	104.5	
	17:30	EZ	Estonia's Orlova Speaks on EU Presidency, Trade in Brussels					
	19:30	US	PPI Final Demand MoM	May	0.0%	0.0%	0.5%	
	19:30	US	PPI Ex Food and Energy MoM	May	0.3%	0.2%	0.4%	
	19:30	US	PPI Ex Food, Energy, Trade MoM	May	-0.1%	0.1%	0.7%	
19:30	US	PPI Final Demand YoY	May	2.4%	2.3%	2.5%		
19:30	US	PPI Ex Food and Energy YoY	May	2.1%	2.0%	1.9%		
19:30	US	PPI Ex Food, Energy, Trade YoY	May	2.1%	--	2.1%		
Wed/14-Jun-17	05:45	NZ	BoP Current Account Balance NZD	1Q	0.244b	1.000b	-2.335b	-2.415b
	05:45	NZ	Current Account GDP Ratio YTD	1Q	-3.1%	-2.7%	-2.7%	
	06:00	KR	Unemployment rate SA	May	3.6%	4.00%	4.00%	
	06:30	AU	ANZ Roy Morgan Weekly Consumer Confidence Index	Jun-11	112.9	--	112.9	
	07:30	AU	Westpac Consumer Conf Index	Jun	96.2	--	98	
	07:30	AU	Westpac Consumer Conf SA MoM	Jun	-1.8%	--	-1.1%	
	N/A	CN	Money Supply M2 YoY	May	9.6%	10.4%	10.5%	
	N/A	CN	Money Supply M1 YoY	May	17.0%	17.6%	18.5%	
	N/A	CN	Money Supply M0 YoY	May	7.3%	6.0%	6.2%	
	N/A	CN	New Yuan Loans CNY	May	1110.0b	900.0b	1100.0b	
	N/A	CN	Aggregate Financing CNY	May	1060.0b	1190.0b	1390.0b	1394.2b
	09:00	CN	Retail Sales YoY	May	10.7%	10.6%	10.7%	
	09:00	CN	Retail Sales YTD YoY	May	10.3%	10.3%	10.2%	
	09:00	CN	Fixed Assets Ex Rural YTD YoY	May	8.6%	8.8%	8.9%	
	09:00	CN	Industrial Production YoY	May	6.5%	6.3%	6.5%	
	09:00	CN	Industrial Production YTD YoY	May	6.7%	6.6%	6.7%	
	11:30	JP	Industrial Production MoM	Apr F	4.0%	--	4.0%	
	11:30	JP	Industrial Production YoY	Apr F	5.7%	--	5.7%	
	11:30	JP	Capacity Utilization MoM	Apr	4.3%	--	-1.6%	
	13:00	DE	CPI MoM	May F	-0.2%	-0.2%	-0.2%	
13:00	DE	CPI YoY	May F	1.5%	1.5%	1.5%		

ASIA STOCK INDEX



	13:00	DE	CPI EU Harmonized MoM	May F	-0.2%	-0.2%	-0.2%	
	13:00	DE	CPI EU Harmonized YoY	May F	1.4%	1.4%	1.4%	
	15:00	EZ	ECB's Knot Speaks in Dutch Parliament					
	15:30	GB	Claimant Count Rate	May	2.3%	--	2.3%	
	15:30	GB	Jobless Claims Change	May	7.3k	10.0k	19.4k	22.0k
	15:30	GB	Average Weekly Earnings 3M/YoY	Apr	2.1%	2.4%	2.4%	2.3%
	15:30	GB	Weekly Earnings ex Bonus 3M/YoY	Apr	1.7%	2.0%	2.1%	1.8%
	15:30	GB	ILO Unemployment Rate 3Mths	Apr	4.6%	4.6%	4.6%	
	15:30	GB	Employment Change 3M/3M	Apr	109k	125k	122k	
	16:00	EZ	Industrial Production SA MoM	Apr	0.5%	0.5%	-0.1%	0.2%
	16:00	EZ	Industrial Production WDA YoY	Apr	1.4%	1.3%	1.9%	2.2%
	16:00	EZ	Employment QoQ	1Q	0.4%	--	0.3%	0.4%
	16:00	EZ	Employment YoY	1Q	1.5%	--	1.1%	1.4%
	19:30	US	CPI MoM	May	-0.1%	0.0%	0.2%	
	19:30	US	CPI Ex Food and Energy MoM	May	0.1%	0.2%	0.1%	
	19:30	US	CPI YoY	May	1.9%	2.0%	2.2%	
	19:30	US	CPI Ex Food and Energy YoY	May	1.7%	1.9%	1.9%	
	19:30	US	CPI Core Index SA	May	251.33	--	251.172	
	19:30	US	CPI Index NSA	May	244.73	244.866	244.524	
	19:30	US	Real Avg Weekly Earnings YoY	May	0.6%	--	0.3%	
	19:30	US	Real Avg Hourly Earning YoY	May	0.6%	--	0.4%	0.3%
	19:30	US	Retail Sales Advance MoM	May	-0.3%	0.1%	0.4%	
	19:30	US	Retail Sales Ex Auto MoM	May	-0.3%	0.2%	0.3%	0.4%
	19:30	US	Retail Sales Ex Auto and Gas	May	0.0%	0.3%	0.3%	0.5%
	19:30	US	Retail Sales Control Group	May	0.0%	0.3%	0.2%	0.6%
	21:00	US	Business Inventories	Apr	-0.2%	-0.2%	0.2%	
	21:30	US	EIA Weekly Crude Stocks	w/e	-1.661m	-2.739m	3.295m	
	21:30	US	EIA Weekly Dist. Stocks	w/e	0.328m	0.686m	4.355m	
	21:30	US	EIA Weekly Gasoline Stocks	w/e	2.096m	-0.457m	3.324m	
Thu/15-Jun-17	01:00	US	FOMC Rate Decision (Upper Bound)	Jun-14	1.25%	1.25%	1.00%	
	01:00	US	FOMC Rate Decision (Lower Bound)	Jun-14	1.00%	1.00%	0.75%	
	05:45	NZ	GDP SA QoQ	1Q	0.5%	0.7%	0.4%	
	05:45	NZ	GDP YoY	1Q	2.5%	2.7%	2.7%	
	08:00	AU	Consumer Inflation Expectation	Jun	3.6%	--	4.0%	
	08:30	AU	Employment Change	May	42.0k	10.0k	37.4k	46.2k
	08:30	AU	Unemployment Rate	May	5.5%	5.7%	5.7%	
	08:30	AU	Full Time Employment Change	May	52.1k	--	-11.6k	-5.7k
	08:30	AU	Part Time Employment Change	May	-10.1k	--	49.0k	51.9k
	08:30	AU	Participation Rate	May	64.9%	64.8%	64.8%	
15-Jun - 16-Jun	N/A	EZ	EU/Euro-Area Finance Ministers Meet in Luxembourg					
	N/A	CN	Foreign Direct Investment YoY CNY	May	-3.7%	--	-4.3%	
	14:15	CH	Producer & Import Prices MoM	May	-0.3%	--	-0.2%	
	14:15	CH	Producer & Import Prices YoY	May	0.1%	--	0.8%	
	14:30	CH	SNB Sight Deposit Interest Rate	Jun-15	-0.75%	-0.75%	-0.75%	
	14:30	CH	SNB 3-Month Libor Lower Target Range	Jun-15	-1.25%	--	-1.25%	
	14:30	CH	SNB 3-Month Libor Upper Target Range	Jun-15	-0.25%	--	-0.25%	
	14:40	AU	RBA's Debelle Speech in Sydney					
	15:30	GB	Retail Sales Ex Auto Fuel MoM	May	-1.6%	-0.8%	2.0%	2.2%
	15:30	GB	Retail Sales Ex Auto Fuel YoY	May	0.6%	1.9%	4.5%	4.6%
	15:30	GB	Retail Sales Inc Auto Fuel MoM	May	-1.2%	-0.8%	2.3%	2.5%
	15:30	GB	Retail Sales Inc Auto Fuel YoY	May	0.9%	1.7%	4.0%	4.2%
	16:00	EZ	Trade Balance SA	Apr	19.6b	22.3b	23.1b	22.2b
	16:00	EZ	Trade Balance NSA	Apr	17.9b	28.5b	30.9b	26.6b
	18:00	GB	Bank of England Bank Rate	Jun-15	0.25%	0.25%	0.25%	
	18:00	GB	BOE Asset Purchase Target	Jun	435b	435b	435b	
	18:00	GB	BOE Corporate Bond Target	Jun	10b	10b	10b	
	19:30	US	Empire Manufacturing	Jun	19.8	4	-1	
	19:30	US	Initial Jobless Claims	w/e	237k	242k	245k	
	19:30	US	Jobless Claims 4-wk Avg	w/e	243.00k	--	242.00k	
	19:30	US	Continuing Jobless Claims	w/e	1.935m	1.923m	1.917m	1.929m
	19:30	US	Philadelphia Fed Business Outlook	Jun	27.6	24.0	38.8	
	20:00	CA	Existing Home Sales MoM	May	-6.2%	--	-1.7%	

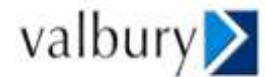
ASIA STOCK INDEX



	20:15	US	Industrial Production MoM	May	0.0%	0.2%	1.0%	1.1%
	21:00	US	NAHB Housing Market Index	Jun	67	70	70	69
Fri/16-Jun-17	N/A	JP	BOJ Policy Balance Rate	Jun-16	-0.1%	-0.10%	-0.10%	
	N/A	JP	BOJ 10-Yr Yield Target	Jun-16	0.0%	0.0%	0.0%	
	13:30	JP	BOJ Kuroda speaks at press conference after MPM					
	16:00	EZ	CPI MoM	May	-0.1%	-0.1%	0.4%	
	16:00	EZ	CPI YoY	May F	1.4%	1.4%	1.9%	
	16:00	EZ	CPI Core YoY	May F	1.0%	0.9%	0.9%	
	19:30	US	Housing Starts	May	1092k	1215k	1172k	1156k
	19:30	US	Housing Starts MoM	May	-5.5%	4.3%	-2.6%	
	19:30	US	Building Permits	May	1168k	1250k	1229k	
	19:30	US	Building Permits MoM	May	-4.9%	1.8%	-2.5%	
	21:00	US	U. of Mich. Sentiment	Jun P	94.5	97.1	97.1	
	21:00	US	U. of Mich. Current Conditions	Jun P	109.6	111.7	111.7	
	21:00	US	U. of Mich. Expectations	Jun P	84.7	87.5	87.7	
	21:00	US	U. of Mich. 1 Yr Inflation	Jun P	2.6%	--	2.6%	
	21:00	US	U. of Mich. 5-10 Yr Inflation	Jun P	2.6%	--	2.4%	
	23:45	US	Fed's Kaplan Speaks in Dallas					
Sat/17-Jun-17	00:00	US	Baker Hughes U.S. Rig Count	Jun-16	933	--	927	

DATE	WIB	CTY	INDICATORS	PER	ACTUAL	FORECAST	PREV.	REV.
Mon-6/19/2017	04:00	KR	PPI YoY	May		--	4.0%	
	05:00	NZ	Westpac Consumer Confidence	2Q		--	111.9	
	06:01	GB	Rightmove House Prices MoM	Jun		--	1.2%	
	06:01	GB	Rightmove House Prices YoY	Jun		--	3.0%	
	06:50	JP	Trade Balance	May		¥43.3b	¥481.7b	
	06:50	JP	Trade Balance Adjusted	May		¥345.5b	¥97.6b	
	06:50	JP	Exports YoY	May		16.1%	7.5%	
	06:50	JP	Imports YoY	May		14.8%	15.1%	
	08:30	AU	New Motor Vehicle Sales MoM	May		--	0.3%	
	08:30	AU	New Motor Vehicle Sales YoY	May		--	0.1%	
	08:30	CN	China May Property Prices					
	N/A	HK	Composite Interest Rate	May		--	0.32%	
	16:00	EZ	Construction Output MoM	Apr		--	-1.1%	
	16:00	EZ	Construction Output YoY	Apr		--	3.6%	
	19:00	US	Fed's Dudley Holds Business Roundtable in Plattsburgh, NY					
Tue-6/20/2017	06:00	US	Fed's Evans Speaks in New York					
	06:30	AU	ANZ Roy Morgan Weekly Consumer Confidence Index	Jun-18		--	112.9	
	08:00	NZ	ANZ Consumer Confidence Index	Jun		--	123.9	
	08:00	NZ	ANZ Consumer Confidence MoM	Jun		--	1.8%	
	08:30	AU	RBA June Rate Meeting Minutes					
	08:30	AU	House Price Index QoQ	1Q		2.2%	4.1%	
	08:30	AU	House Price Index YoY	1Q		8.9%	7.7%	
	08:30	AU	RBA June Rate Meeting Minutes					
	12:45	CH	SECO June 2017 Economic Forecasts					
	13:00	DE	PPI MoM	May		-0.1%	0.4%	
	13:00	DE	PPI YoY	May		2.9%	3.4%	
	14:15	US	Fed's Fischer Speaks in Amsterdam (this event is closed press)					
	15:00	EZ	ECB Current Account SA	Apr		--	34.1b	
	15:00	EZ	Current Account NSA	Apr		--	44.8b	
	15:30	HK	CPI Composite YoY	May		2.2%	2.0%	
	15:30	HK	Unemployment Rate SA	May		--	3.2%	
	19:30	US	Revisions: Current Account					
	19:30	US	Current Account Balance	1Q		-\$121.2b	-\$112.4b	
	20:00	NZ	Dairy Prices	w/e		--	0.6%	
	20:00	NZ	Milk Auctions	w/e		--	3395.0T	
	20:00	CN	Conference Board China May Leading Economic Index					
Wed-6/21/2017	02:00	US	Fed's Kaplan Speaks in San Francisco					

ASIA STOCK INDEX



Page 5 of 8

	06:50	JP	BOJ Minutes of April 26-27 Meeting					
	07:30	AU	Westpac Leading Index MoM	May		--	-0.12%	
	11:30	JP	All Industry Activity Index MoM	Apr		1.6%	-0.6%	
	13:00	JP	Machine Tool Orders YoY	May F		--	24.4%	
	13:36	JP	BOJ Kuroda speaks in Tokyo					
	15:30	GB	Public Finances (PSNCR)	May		--	-15.2b	
	15:30	GB	Central Government NCR	May		--	-15.2b	
	15:30	GB	Public Sector Net Borrowing	May		--	9.6b	
	15:30	GB	PSNB ex Banking Groups	May		--	10.4b	
	21:00	US	Existing Home Sales	May		5.55m	5.57m	
	21:00	US	Existing Home Sales MoM	May		-0.5%	-2.3%	
	21:30	US	EIA Weekly Crude Stocks	w/e		--	-1.661m	
	21:30	US	EIA Weekly Dist. Stocks	w/e		--	0.328m	
	21:30	US	EIA Weekly Gasoline Stocks	w/e		--	2.096m	
Thu-6/22/2017	04:00	NZ	RBNZ Official Cash Rate	Jun-22		1.75%	1.75%	
	08:30	JP	BOJ Iwata speaks in Aomori					
	13:00	CH	Trade Balance	May		--	1.97b	
	13:00	CH	Exports Real MoM	May		--	-2.5%	
	13:00	CH	Imports Real MoM	May		--	2.6%	
22-Jun - 23-Jun	N/A	EZ	European Union Leaders Hold Summit in Brussels					
	15:00	EZ	ECB Publishes Economic Bulletin					
	15:30	HK	BoP Current Account Balance	1Q		--	\$34.83b	
	15:30	HK	BoP Overall	1Q		--	\$21.65b	
	19:30	CA	Retail Sales MoM	Apr		--	0.7%	
	19:30	CA	Retail Sales Ex Auto MoM	Apr		--	-0.2%	
	19:30	US	Initial Jobless Claims	w/e		--	237k	
	19:30	US	Jobless Claims 4-wk Avg	w/e		--	243.00k	
	19:30	US	Continuing Jobless Claims	w/e		--	1.935m	
	20:00	US	FHFA House Price Index MoM	Apr		--	0.6%	
	21:00	EZ	Consumer Confidence	Jun A		-3	-3.3	
	21:00	US	Fed's Powell Speaks Before Senate Banking Committee					
	21:00	US	Leading Index	May		0.4%	0.3%	
	22:00	US	Kansas City Fed Manf. Activity	Jun		--	8	
Fri-6/23/2017	07:30	JP	Nikkei Japan PMI Mfg	Jun P		--	53.1	
	N/A	DE	Germany Sovereign Debt to be rated by Moody's					
	14:00	CH	KOF Institute Summer Economic Forecast					
	14:30	DE	Markit/BME Germany Manufacturing PMI	Jun P		59	59.5	
	14:30	DE	Markit Germany Services PMI	Jun P		55.4	55.4	
	14:30	DE	Markit/BME Germany Composite PMI	Jun P		57.2	57.4	
	15:00	EZ	Markit Eurozone Manufacturing PMI	Jun P		56.7	57	
	15:00	EZ	Markit Eurozone Services PMI	Jun P		56.2	56.3	
	15:00	EZ	Markit Eurozone Composite PMI	Jun P		56.6	56.8	
	19:30	CA	CPI NSA MoM	May		--	0.4%	
	19:30	CA	CPI YoY	May		--	1.6%	
	19:30	CA	Consumer Price Index	May		--	130.4	
	19:30	CA	CPI Core- Common YoY%	May		--	1.3%	
	19:30	CA	CPI Core- Trim YoY%	May		--	1.3%	
	19:30	CA	CPI Core- Median YoY%	May		--	1.6%	
23-Jun - 24-Jun	N/A	US	United States Sovereign Debt to be rated by Moody's					
	20:45	US	Markit US Manufacturing PMI	Jun P		53	52.7	
	20:45	US	Markit US Services PMI	Jun P		53.9	53.6	
	20:45	US	Markit US Composite PMI	Jun P		--	53.6	
	21:00	US	New Home Sales	May		600k	569k	
	21:00	US	New Home Sales MoM	May		5.7%	-11.4%	
	22:15	US	Fed's Bullard Speaks about Monetary Policy in Nashville					
Sat-6/24/2017	01:15	US	Fed's Powell Speaks in Chicago on Central Clearing					
	00:00	US	Baker Hughes U.S. Rig Count	Jun-23		--	--	

(Source: Reuters-FXstreet-DailyFX- Tradingeconomics-forexfactory, Research: @LukmanLoeng,@ErwinRiset-@her1en)

SSlamU7 (Nikkei Sep Futures) – Last Trading Date: 11 Sep 2017



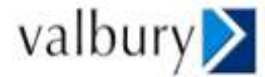
- Rebound berkembang dengan trendline support mampu menahan tekanan
- Rebound hadapi resistance di 20070
- Short-term support di 19705
[\[Research – @ErwinRiset\]](#)

DATE	OPEN	HIGH	LOW	RANGE	CLOSE	SETTLE	CHANGE	% CHANGE	VOLUME
16 June SS1pmU7	19940	19980	19860	120	19925	---	↑ 5	0.03	19405
16 June SS1amU7	19885	19985	19855	130	19920	19920	↑ 100	0.50	52987
15 June SS1pmU7	19805	19890	19705	185	19885	---	↑ 65	0.33	28477
15 June SS1amU7	19815	19935	19720	215	19820	19820	↓ 55	0.28	57312
14 June SS1pmU7	19885	19935	19715	220	19840	---	↓ 35	0.18	31524
14 June SS1amU7	19940	19970	19850	120	19875	19875	↓ 5	0.03	33515
13 June SS1pmU7	19880	19930	19865	65	19930	---	↑ 50	0.25	12632
13 June SS1amU7	19830	19895	19800	95	19880	19880	↑ 20	0.10	30995
12 June SS1pmU7	19860	19880	19750	130	19820	---	↓ 40	0.20	23434
12 June SS1amU7	19890	19920	19805	115	19860	19860	↓ 95	0.48	43881

WEEKLY		JUNE		MAY		2017	
HIGH	LOW	HIGH	LOW	HIGH	LOW	HIGH	LOW
19985	19705	20245	19660	20030	19165	20245	18190
(16/Jun)	(15/Jun)	(02/Jun)	(01/Jun)	(09/May)	(01/May)	(02/Jun)	(17/Apr)

ANALYSIS & RECOMMENDATION

RESISTANCE	20245	High 02/Jun/2017
	20170	Reaction high (hourly)
	20075	Reaction high (hourly)
	19985	Reaction high (hourly)
SUPPORT	19705	Reaction low (hourly)
	19565	Horizontal support (hourly)
	19490	Reaction low (hourly)
	19285	Low 19/May/2017 (Bottom)
RECOMMENDATION	BUY	19860
	SELL	---
	STOP LOSS	19700
	TARGET	20000
		20070



KSU7 (Kospi Sep Futures) – Exp. Date: 14 Sep 2017



- Rebound cukup terbatas, dengan lowerline of trend channel (306.00) efektif
- Area resistance di 310.88 (50% Fibon. Projection)
- Support krusial di 303.15
[\(Research – @ErwinRiset\)](#)

DATE	OPEN	HIGH	LOW	RANGE	CLOSE	SETTLE	CHANGE	% CHANGE	VOLUME
16 June	307.10	308.00	306.50	1.50	307.35	307.35	↑ 0.35	0.11	144347
15 June	308.30	309.35	305.50	3.85	307.00	307.00	↓ 1.75	0.57	225509
14 June	309.60	310.70	307.65	3.05	308.75	308.75	↑ 0.35	0.11	181232
13 June	306.95	308.85	306.70	2.15	308.40	308.40	↑ 1.75	0.57	132844
12 June	308.00	308.85	306.30	2.55	306.65	306.65	↓ 3.25	1.05	173022
09 June (KSU7)	307.90	310.60	307.65	2.95	309.90	309.90	↑ 1.90	0.62	202655

WEEKLY		JUNE		MAY		2017	
HIGH	LOW	HIGH	LOW	HIGH	LOW	HIGH	LOW
310.70 (14/Jun)	305.50 (15/Jun)	310.70 (14/Jun)	303.15 (01/Jun)	309.50 (29/May)	288.65 (02/May)	310.70 (14/Jun)	259.25 (02/Jan)

ANALYSIS & RECOMMENDATION

RESISTANCE	314.43	61.8% Fibon. Projection
	310.88	50% Fibon. Projection
	310.70	High 14/Jun/2017
	309.35	High 15/Jun/2017
SUPPORT	305.50	Low 15/Jun/2017 (Reaction low)
	304.15	Reaction low (hourly)
	303.15	Low 01/Jun/2017 (Reaction low)
	301.15	Reaction low (hourly)
RECOMMENDATION	BUY	306.30
	SELL	----
	STOP LOSS	305.30
	TARGET	308.50 309.50



HSIM7 (Hang Seng June Futures) – Exp. Date: 29 June 2017



- Koreksi uji tembus area support di 25428, hit low di 25345 (Daily chart)
 - Perhatikan area support di 25300 untuk potensi koreksi terbatas
- [\[Research – @ErwinRiset\]](#)

DATE	OPEN	HIGH	LOW	RANGE	CLOSE	SETTLE	CHANGE	% CHANGE	VOLUME
16 June	25494	25568	25435	133	25498	25497	↑ 58	0.23	88188
15 June	25648	25649	25403	246	25440	25435	↓ 300	1.17	98619
14 June	25767	25784	25558	226	25740	25742	↑ 17	0.07	92247
13 June	25685	25765	25607	158	25723	25723	↑ 137	0.54	71265
12 June	25811	25821	25553	268	25586	25586	↓ 310	1.20	99270
09 June	25914	25952	25796	156	25896	25896	↑ 1	UNCH	92803
08 June	25756	25917	25751	166	25895	25895	↓ 107	0.41	75678

WEEKLY		JUNE		MAY		2017	
HIGH	LOW	HIGH	LOW	HIGH	LOW	HIGH	LOW
25821	25403	25952	25403	25723	24220	25952	21863
(12/Jun)	(15/Jun)	(09/Jun)	(15/Jun)	(26/May)	(05/May)	(09/Jun)	(03/Jan)

ANALYSIS & RECOMMENDATION

RESISTANCE	25960	Peak level (hourly)
	25821	Reaction high (hourly)
	25764	Peak level (hourly)
	25568	High 16/Jun/2017
SUPPORT	25299	Low 23/May/2017
	25194	Low 22/May/2017
	25028	Low 19/May/2017 (Reaction low)
	24913	Low 11/May/2017
RECOMMENDATION	BUY	----
	SELL	25515
	STOP LOSS	25600
	TARGET	25335
		25250